




## 2 Becker - 2H2

### Statistics

	TOTAL	Election Day
Registered Voters - Total	1,299	
Ballots Cast - Total	301	301
Ballots Cast - Democrat	14	14
Ballots Cast - Republican	287	287
Ballots Cast - Blank	1	1
Voter Turnout - Total	23.17%	




#### D President-Democrat United States

Vote For 1

	TOTAL	VOTE %	Election Day
Joseph R. Biden Jr.	13	92.86% 	13
Write-In Totals	1	7.14% 	1
Total Votes Cast	14	100.00% 	14
Overvotes	0		0
Undervotes	0		0
Contest Totals	14		14





#### D Senate-Democrat United States

Vote For 1

	TOTAL	VOTE %	Election Day
Ty Pinkins	14	100.00% 	14
Write-In Totals	0	0.00% 	0
Total Votes Cast	14	100.00% 	14
Overvotes	0		0
Undervotes	0		0
Contest Totals	14		14

#### D 1st Congressional District-Democrat US House Of Representatives

Vote For 1

	TOTAL	VOTE %	Election Day
Dianne Dodson Black	11	78.57% 	11
Bronco Williams	3	21.43% 	3
Write-In Totals	0	0.00% 	0
Total Votes Cast	14	100.00% 	14
Overvotes	0		0
Undervotes	0		0
Contest Totals	14		14

## 2 Becker - 2H2

### R President-Republican United States

Vote For 1

	TOTAL	VOTE %	Election Day
Ron DeSantis	4	1.40%	4
Nikki R. Haley	3	1.05%	3
Vivek Ramaswamy	2	0.70%	2
Donald J. Trump	275	96.49%	275
Write-In Totals	1	0.35%	1
Total Votes Cast	285	100.00%	285
Overvotes	0		0
Undervotes	2		2
Contest Totals	287		287

### R Senate-Republican United States

Vote For 1

	TOTAL	VOTE %	Election Day
Ghannon Burton	129	45.42%	129
Dan Eubanks	23	8.10%	23
Roger F. Wicker	132	46.48%	132
Write-In Totals	0	0.00%	0
Total Votes Cast	284	100.00%	284
Overvotes	1		1
Undervotes	2		2
Contest Totals	287		287

### R 1st Congressional District-Republican US House Of Representatives

Vote For 1

	TOTAL	VOTE %	Election Day
Trent Kelly	279	99.29%	279
Write-In Totals	2	0.71%	2
Total Votes Cast	281	100.00%	281
Overvotes	0		0
Undervotes	6		6
Contest Totals	287		287